

**INNOVATIVE
COMFORTABLE
PRODUCTIVE**

REX4



REX4 F S GE GB GT V

4-080 • 4-090 • 4-100 • 4-110 • 4-120

Landini

Passion for Innovation.



LANDINI REX4, INNOVATIVE BY TRADITION

Some innovations are so groundbreaking that they lead to revolutionary changes. With its innovative **REX4** tractor range, Landini sets a world benchmark for row crop specialty tractors. Ever since its foundation, the Argo Tractors Group has focused on resource integration and specialisation. This winning strategy has allowed the Group's engineers to further enhance the innovative features of the REX tractor family.

The new **REX4** introduces significant technical and functional improvements. Featuring cutting-edge solutions and technologies designed to meet the most exacting demands of modern farming, the **REX4** marks a breakthrough in the specialty tractor segment in terms of compact footprint, ergonomic design, driving comfort and configuration flexibility.

The **REX4** knows how to stand out: the sleek, dynamic lines of the bonnet with its full-LED lights seamlessly integrated into the front grill and the cab with its flat-deck platform give this tractor a modern automotive look and feel. A contemporary design that embodies the essence of our mission at Landini: to provide continuous innovation, maximum productivity and uncompromising comfort, as per our tradition.



REX4



HIGHLIGHTS

- Cab version with flat-deck platform; Plat version with low platform for a more comfortable working position.
- Dynamic and Dynamic + trim levels, for ultimate performance and comfort.
- SmartPilot Plus all-in-one joystick, extra comfort swivel seat, high-grade fit and finish.
- Speed Four transmission: 4 speeds and 3 ranges with either synchro or power shuttle; 4 ranges with the creeper unit. Options available: Power Four (HI-Lo); T-Tronic (HML); RoboShift (HML) with robotised control of gears and speeds.
- The F, S and GT models are equipped with suspended front axle.
- New Deutz-AG 2.9L, 4-cylinder engines with power ratings from 75 to 112 hp, meeting Stage V/Tier4 Final emissions regulations.
- Highly-configurable open-centre hydraulic system: double pump with 58 + 30 l/min flow rate, or triple pump delivering 30 + 58 + 36 l/min. The system supplies 54 l/min already at 1500 rpm.
- Rear hitch capable of lifting up to 3400 kg; the Ergonomic Lift System (ELS) makes for easier and faster headland turns.
- New technologies: ISOBUS, DSM touch screen monitor, telemetry and Advanced Driving System (ADS) with assisted driving ready kit.

The **REX4** comes in two versions: Cab, with F, S, GT and V models; Plat, with F, GE, GB and GT models. The range offers a variety of transmissions and front and rear axles providing different wheelbase sizes, ground clearances and track widths. The **REX4** comes in a choice of six models to suit specific applications:

F Model, for traditional orchards: ideal for operations in small- and medium-sized orchards.

S Model, for narrow-row orchards with goblet-trained trees; the S model has the same track width as the F model and the narrow cab of the V model.

GE Model, for low orchards: ideal for working under low-hanging branches.

GB Model, Gran Basso: this ultra-low tractor is specially designed for working inside greenhouses and under overhead trellis systems.

GT Model, for wide-row orchards: this model offers maximum comfort when working in widely spaced orchards and in the open field.

V Model, for vineyards: specific for working in narrow-row vineyards.



CAB

Full visibility - Maximum comfort - Category 4 protection
page 6

SATELLITE-BASED GUIDANCE

More precision - More productivity
page 24

ISOBUS

Smooth and efficient implement control
page 25

HYDRAULIC SYSTEM

Innovative - Efficient - Configurable
page 20

ENGINE

A Stage V heart
page 34

SUSPENDED FRONT AXLE

Champion of manoeuvrability and comfort
page 18

EXHAUST SYSTEM

Emissions under control
page 35

TRANSMISSION

Versatile, tailored to your need
page 14

ELECTRONIC REAR HITCH

Powerful and user-friendly
page 22



VISIBILITY

*The cab of my **REX4** offers unobstructed vision in all directions, so I always keep my implements in view. And the cab suspension and the flat-deck platform ensure a smooth, comfortable ride in any situation. And the filtration system? Absolutely perfect! So now I can carry out pest control treatments in complete safety...*

Simon

LOUNGE CAB: ALL-ROUND VISIBILITY AND FIRST-CLASS COMFORT

The Lounge cab is a true mobile office where working is fun. The cab is a 4-post design with rear-hinged doors for ease of access to the driving position. Featuring an uncluttered flat-deck platform, a reliable sound insulation system, a fully adjustable driving position, ergonomic controls, a DSM high-resolution touch screen display with Dynamic + trim and DAB radio, an automotive-grade fit and finish, an efficient climate control and exclusive full LED lights, the Lounge cab offers a functional and comfortable working environment all year round. Furthermore, a satellite antenna, integrated into the cab roof, improves protection and reduces the tractor height without affecting the cab's interior dimensions. The cab's exterior width is 1205 mm on the F and GT models and 1000 mm on the S and V models.

HIGHLIGHTS

- Four-post design for unmatched all-round visibility.
- Flat-deck platform for a functional and comfortable working environment.
- Best-in-class heat and sound insulation.
- Dynamic and Dynamic + trim levels, for ultimate performance and comfort.
- Air-suspended swivel seat for maximum driving comfort;
- telescopic, tilt-adjustable steering wheel; ergonomic controls; SmartPilot Plus all-in-one joystick controller; DSM touch screen monitor.
- Category 4 protection for pesticide spraying.
- Cab mounted on Hydro silent blocks. A mechanical spring suspension system is also available as an option.
- Exclusive Full LED lights.



TAILOR-MADE DRIVING POSITION: MORE COMFORT, MORE CONTROL, MORE PRODUCTIVITY

Inspired by the automotive design, the Lounge cab of the **REX4** offers with its flat-deck platform an extremely comfortable driving and working environment. Inside the cab everything is under control: the digital instrument cluster and the DSM touch screen monitor with Dynamic + trim keep the operator constantly informed on the tractor's performance; the steering wheel features a telescopic, tilting steering column that tilts with the instrument panel; the extra comfort driver's seat with air suspension and swivel function can be equipped with a SmartPilot Plus multifunctional joystick controller; all levers and pedals are ergonomically arranged. All these features enhance operator comfort, improve work control and increase productivity. Beside the standard configuration, two trim levels designed to further improve operating comfort and enhance tractor performance are available: Dynamic and Dynamic +.



ADVANCED DRIVING SYSTEM AND ASSISTED GUIDANCE: ALL-ROUND BENEFITS

Working between crop rows is challenging, because managing tractor and implements simultaneously requires utmost care. To improve comfort and productivity, Landini has developed the Advanced Driving System (ADS), an innovative assisted driving system designed for specialty tractors that enables the operator to fully concentrate on the task at hand. Seamlessly integrated with the Precision Steering Management system (PSM), the satellite-based guidance system from Landini, the ADS system executes precisely the planned driving trajectories without requiring additional devices. The ADS also adjusts the steering wheel's resistance based on the vehicle's speed, allowing smoother steering wheel control during manoeuvres and automatically returning the tractor's wheels to the central position after a turn. The ADS adapts driving to the type of terrain, reducing shocks and vibrations for a smoother, more comfortable ride.

EFFICIENT CLIMATE CONTROL

A highly efficient climate control system, located on the cab roof, maintains an ideal cab temperature whatever the outdoor weather conditions. The climate controls are conveniently integrated into the overhead console on the driver's left-hand side. The filters are easily accessible for cleaning and replacement. Natural ventilation is ensured by the opening front and rear windscreens.



SUSPENDED AXLE AND CAB: COMFORT AND PRODUCTIVITY

The Lounge cab of the **REX4** is suspended on Hydro silent blocks. The F and GT models can be equipped with mechanical spring-loaded shock absorbers, for a vertical travel of up to 60 mm. The F, N and GT models can be equipped with a suspended front axle that reduces vibrations for enhanced riding comfort. Because more comfort means more productivity.

QUIETNESS AND SAFETY ON BOARD

The Lounge cab features an excellent sound insulation and pressurisation system which creates a quiet and dust-free working environment. In addition, a Category 4 activated carbon filter protects the operator from contamination during the application of pesticides.



THE NEW SMARTPILOT PLUS JOYSTICK IMPROVES YOUR WORK

Intuitive and user-friendly, the SmartPilot Plus joystick allows the operator to shift through all gears and ranges of the RoboShift transmission without using the clutch pedal. The transmission engages instantly and delivers plenty of traction in any situation, both in the field and on the road. The SmartPilot Plus is an all-in-one joystick that provides convenient and intuitive control of key tractor functions including transmission, reverse shuttle, hydraulic system, rear hitch, front loader, PTO, automatic headland management and engine speed memories. On the Dynamic + version, the joystick is integrated into the multifunction armrest, which moves together with the seat for maximum comfort of operation.



DYNAMIC TRIM LEVEL, SIMPLY COMFORTABLE

The Dynamic trim level offers a package of features designed to enhance the operator comfort and improve the efficiency of the REX4. The Dynamic trim includes:

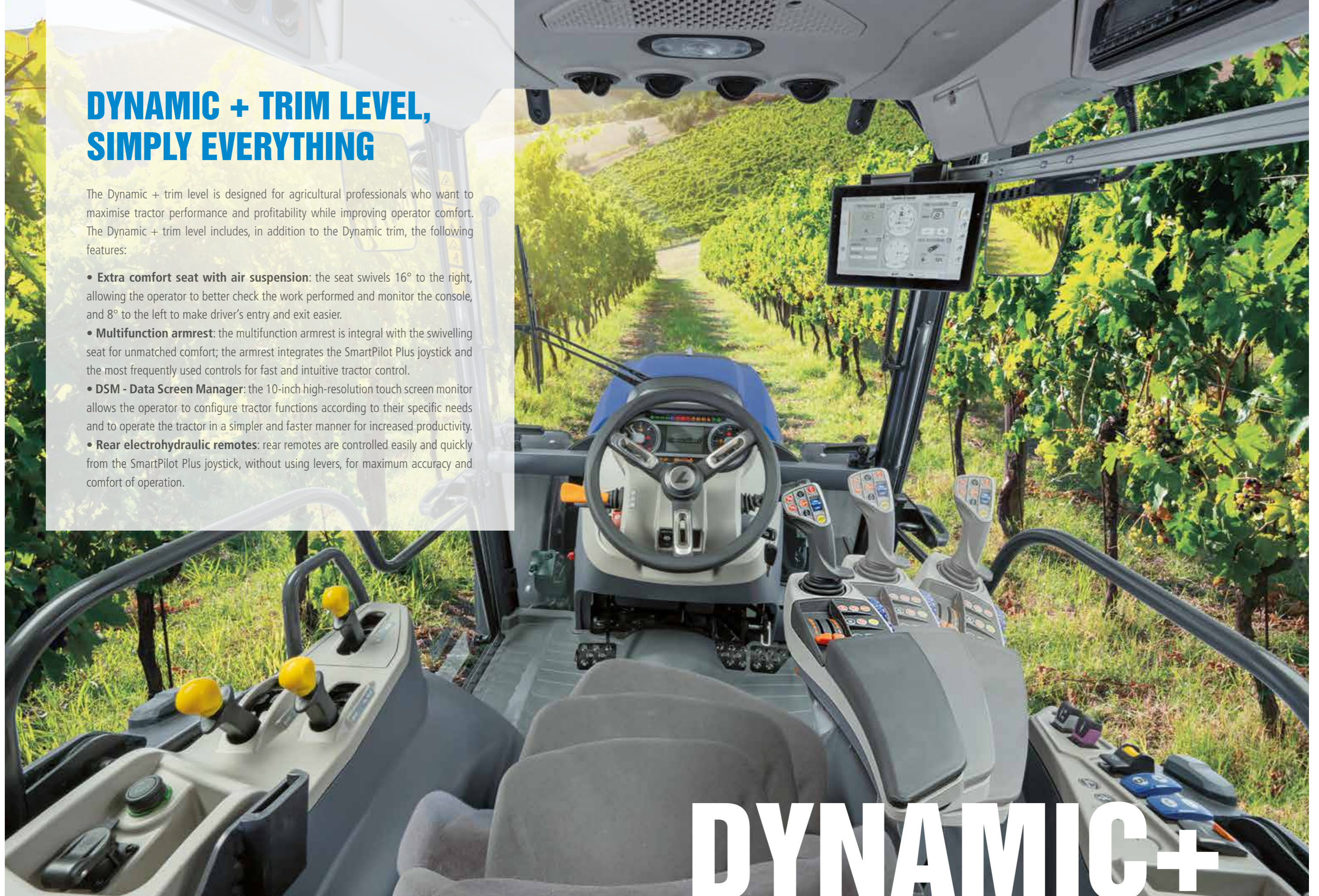
- **SmartPilot Plus all-in-one joystick**
- **Robotised 48F/16R transmission**
- **RPS – Reverse Power Shuttle**
- **ADS – Advanced Driving System**
- **Electronically-controlled rear hitch**

- **SmartPilot Plus all-in-one joystick:** allows the operator to drive and operate the implements with just one hand; this option provides fast and intuitive operation, for greater productivity and enhanced comfort.
- **Robotised 48F/16R transmission:** combines the ruggedness and efficiency of a mechanical gearbox with the comfortable driving experience of a continuously variable transmission.
- **RPS - Reverse Power Shuttle:** speeds up forward/reverse shifting without use of the clutch pedal, for a more comfortable driving. The shuttle response is electronically modulated and adjustable by the operator to suit different tasks and conditions.
- **ADS - Advanced Driving System:** the smart electrohydraulic steering system improves tractor control on steep slopes by automatically adjusting the trajectory to match ground conditions.
- **Electronically-controlled rear hitch:** the rear hitch is electronically controlled by joystick for more precise operation; automatic headland turns make work faster and more comfortable.

DYNAMIC + TRIM LEVEL, SIMPLY EVERYTHING

The Dynamic + trim level is designed for agricultural professionals who want to maximise tractor performance and profitability while improving operator comfort. The Dynamic + trim level includes, in addition to the Dynamic trim, the following features:

- **Extra comfort seat with air suspension:** the seat swivels 16° to the right, allowing the operator to better check the work performed and monitor the console, and 8° to the left to make driver's entry and exit easier.
- **Multifunction armrest:** the multifunction armrest is integral with the swivelling seat for unmatched comfort; the armrest integrates the SmartPilot Plus joystick and the most frequently used controls for fast and intuitive tractor control.
- **DSM - Data Screen Manager:** the 10-inch high-resolution touch screen monitor allows the operator to configure tractor functions according to their specific needs and to operate the tractor in a simpler and faster manner for increased productivity.
- **Rear electrohydraulic remotes:** rear remotes are controlled easily and quickly from the SmartPilot Plus joystick, without using levers, for maximum accuracy and comfort of operation.



DYNAMIC+



MURGO WINERY

Landini is partner in excellence with the **Murgo** winery. Established in 1860, the **Murgo** wine estate is located on the slopes of the Mount Etna, where the fertile volcanic soil and a unique microclimate provide an ideal grape-growing environment. Native grape varieties, manual harvesting, low yields and careful attention to every step of the winemaking process create a complex wine with a unique character. The **Murgo** estate also produces citrus fruits and superior extra virgin olive oil obtained from Nocellara Etna olives, a cultivar from the Etna region that produces oils of great elegance. A strong commitment to environmental respect and the continuous pursuit of quality excellence have led the **Murgo** winery not only to adopt organic farming practices, but also to develop its own more stringent production and marketing specifications. On the volcanic slopes of the Mount Etna, tradition and innovation blend together shaping the history of the **Murgo** winery.



SPACIOUS DRIVING PLATFORM, DESIGNED FOR COMFORT AND EASE OF OPERATION

The ROPS version of the **REX4** has an innovative design that combines beauty and functionality. The sleek, dynamic lines of the bonnet and the rounded profile of the fenders allow the tractor to move easily under low-hanging branches and through narrow rows. Spacious, comfortable and safe, the driving position ensures exceptional all-round visibility, thereby maximising productivity.

PLAT

PLAT

HIGHLIGHTS

- Spacious and comfortable platform mounted on Hydro silent blocks.
- Easy, uncluttered access to the driving position.
- 360-degree all-round visibility.
- Intuitive, user-friendly controls.
- The GB model offers the lowest driving position in its class.
- All elements protruding beyond the bonnet line are foldable.

MORE COMFORT AND LESS FATIGUE: THE OPERATOR IS IN FOCUS

The spacious platform, mounted on Hydro silent blocks to absorb impacts from uneven terrain, allows easy access to the driving position. The optimum distance between the driver's seat and the steering wheel and the intuitive controls make for maximum comfort and ease of operation. Everything on the **REX4** is designed to allow ease of movement and reduce operator fatigue during long working days in the field.

*My orchard trees have low-hanging branches, but my new **REX4** Plat doesn't seem to notice it... And I have a perfect all-round view... My **REX4** is really comfortable and maintenance takes just a few minutes. What else could I ask for...*

Edward



EASY MAINTENANCE

Making maintenance faster reduces costs and increases productivity. To this end, Landini has developed a number of solutions that simplify maintenance operations, reducing machine downtimes:

1. The fuse box is located in a compartment of the central console, protected by a practical one-click opening door.
2. The electronic control unit box is installed behind the seat and is easily accessible.
3. The clutch cable and the reverse shuttle are easy to access for servicing, thanks to the removable panels on the side of the central tunnel.
4. The components under the platform and the electrical wiring are easily accessible through the central tunnel cover.
5. Easy access to the rear components, for servicing the rear hitch and remotes: by unscrewing the platform supports, the rear section can be raised by up to 50 mm without the need to remove it.

FOLDING ROPS

The ROPS is equipped with pneumatic cylinders to aid raising and lowering of the frame.



REX4 GRAN BASSO, FOR THOSE AIMING HIGH

The **REX4** GB (Gran Basso) is the ideal solution for working inside greenhouses, under overhead trellis systems and under low-hanging plants, like kiwi vines. Its pluses include the lowest driving position in its class; steering wheel and seat backrest below the bonnet line, with a steering wheel height of just 1280 mm; folding ROPS and hide-away license plate holder.

EFFICIENT



I chose the RoboShift transmission because they recommended it to me... Now I control everything from the joystick, doing away with levers... I can concentrate more on my work and I breathe better air in the cab. Now I can say it: once you try it, there's no going back.

Frank

HIGHLIGHTS

- RoboShift transmission with HML: 3 powershift speeds with automated gear shifting and 4 advance speeds controlled via the multifunction joystick controller.
- Reverse Power Shuttle: electrohydraulic forward/reverse shuttle with electronically adjustable shuttle response.
- Smart APS Auto PowerShift: automatic selection of the right gear in each range, for improved tractor performance and optimised fuel economy.
- Stop & Action, for smoother and safer driving performance.



CUSTOMISABLE TRANSMISSION, TO SUIT EVERY NEED

The **REX4** features a Speed Four transmission with four synchronised gears and three mechanical ranges providing a total of 12F/12R speeds. With the addition of the creeper, the tractor offers up to 16F/16R speeds. The Speed Four is a modular transmission that can be customised to provide three different options:

- > **Power Four:** 2-speed Hi-Lo powershift for 24F/24R speeds; with the creeper up to 32F/32R speeds are available.
- > **T-Tronic:** 3-speed HML powershift for 36F/12R speeds; with the creeper up to 48F/16R speeds are available.
- > **RoboShift:** robotised transmission; the creeper provides up to 48F/16R speeds, for maximum operator comfort.

ROBOSHIFT ROBOTISED TRANSMISSION, A CONVENIENT INNOVATION

The RoboShift transmission features a power-assisted gearbox that controls both the three-speed on-the-go-powershift (HML) and the four gears of the Speed Four transmission. The RoboShift transmission offers a number of advantages:

More Comfort: the RoboShift robotised transmission is controlled from the simple, user-friendly multifunction joystick, for greater operating comfort.

More Productivity: the RoboShift electronic transmission allows operators to choose between the extreme simplicity of the manual mode, which allows the gearbox to be controlled with two simple buttons, and the extreme comfort of the automatic mode, which automatically identifies the most suitable gear for the application, leaving the operator free to fully concentrate on the task at hand, thereby enhancing productivity.



CHOICE OF SYNCHRO OR POWER SHUTTLE AND DE-CLUTCH FUNCTION

The **REX4** comes standard with a synchro shuttle. Optionally available is an electrohydraulic reverse power shuttle that allows the operator to automatically shift from forward to reverse without using the clutch. The shuttle response is electronically modulated and adjustable by the operator if required for different tasks. This system protects the tractor and implement from shocks loads, resulting in ultimate driving comfort. All power shuttle transmissions from Landini are fitted with a De-clutch button, located on the gear lever, that allows clutchless gear changes.



ECO FORTY FOR REDUCED FUEL CONSUMPTION AND NOISE

In the fast range, the Eco Forty system, installed on the Power Four, T-Tronic and RoboShift transmissions, provides a top speed of 40 km/h at an engine speed of just 1750 rpm. This improves fuel economy and reduces noise during transport operations.

SMART APS AUTO POWERSHIFT AUTOMATIC TRANSMISSION

During towing and transport operations, the Smart APS Auto PowerShift function automatically selects the right gear to suit load conditions, travel speed and engine rpm. The Smart APS Auto PowerShift system always ensures the best ratio of performance to fuel consumption, making tractor driving more comfortable and safer.

STOP & ACTION SYSTEM FOR A SMOOTH AND SAFE RIDE

The Stop & Action function allows the operator to operate the clutch by simply pressing the brake pedal. This facility will provide a smooth driving experience, comparable to that of a continuously variable transmission. In addition, a dedicated software will decide, depending on the towed load, when to disengage the clutch, thereby providing maximum safety in any situation.

MODULATED PTO ENGAGEMENT FOR MORE COMFORTABLE OPERATION

A servo control with push button enables smooth and modulated engagement of the PTO, ensuring a soft start-up of the implement, for maximum comfort and ease of operation.




TWO-OR FOUR-SPEED PTO

The PTO is available with a choice of two speeds: 540/540E or 540/1000 rpm. A 4-speed PTO providing 540/540E/1000/1000E rpm is also available. An Auto PTO feature, available in combination with the electronic hitch, will automatically disengage and reengage the PTO at three-point linkage heights set by the operator, giving the operator precise control of the implement during headland turns. The **REX4** can be equipped with a 1000-rpm front PTO, which is fully integrated into the tractor chassis for added strength and compactness.

AGILE

NARROW AXLE FOR THE V MODEL

To make steering easier, the V model features a narrow, high-pivot rigid-mounted axle with increased swing that features a minimum overall width of 1000 mm.



A SUSPENDED AXLE FOR UNMATCHED MANOEUVRABILITY

A suspended front axle system is optionally available for the F, S and GT models, in addition to the standard rigid axle.

This axle is equipped with a differential lock and oil bath disc brakes which, combined with the rear axle brakes, ensure efficient braking on all four wheels. A 55-degree steering angle makes for excellent manoeuvrability. The suspended front axle enables each wheel to absorb impacts independently of one another. This makes for better grip and greater stability on rough terrain, resulting in greater driving safety. The suspended axle improves traction and vehicle control in the field, and increases safety, speed and operator comfort on the road.

ELECTROHYDRAULIC DIFF LOCKS FOR PERFECT TRACTION

Traction is always perfect even on the roughest terrain, thanks to the electrohydraulic four-wheel drive engagement and the Hydra-Lock combined front and rear differential locks. The system is controlled electronically through the AUTO function which automatically engages or disengages the differential lock and the four-wheel drive during headland turns and transport operations.



WIDE CHOICE OF TYRES TO MEET EVERY NEED

The F and S versions are fitted with either 24- or 28-inch rear tyres. For the GT version, 24-inch, 28-inch extra-wide and 30-inch oversized tyres are also available to suit widely spaced orchards and open field applications.

The **REX4** can be equipped with high-speed reinforced wheel rims derived from high-power tractors, with an 8-position variable track. This solution allows working with heavier loads and offers more stability during field activities and transport operations, resulting in greater productivity, comfort and safety.



VERSATILE

INNOVATIVE HYDRAULIC SYSTEM FOR MAXIMUM VERSATILITY

The hydraulic system of the new **REX4** is more flexible than ever before and provides tailored solutions that meet the individual requirements of each farm. The standard hydraulic system features a double pump that supplies 58 l/min to the rear hitch and remotes and 30 l/min to the steering system. Optionally available is a triple pump that supplies 30 + 58 + 36 l/min to the rear hitch and the rear- and mid-mounted remote valves. The first two pumps provide a maximum total flow of 88 l/min, with 54 l/min being already available at an engine speed of just 1500 rpm; the third pump is independent and operates the steering system. The hydraulic circuit configuration allows operation of up to seven remote valves: four at the rear, either mechanically or electro-hydraulically operated, and three mid-mounted, all electro-hydraulically operated.

The **REX4** can also be equipped with either a flow selector, with a four- or six-way diverter valve, to control multiple functions with a single control, or a flow divider to regulate the oil flow to the remotes. The tractor can further be equipped with a top link, a right lifting rod and hydraulic lower link stabilisers. These functions are controlled by two simple buttons allowing implements to be attached or adjusted during row-crop operations.

HIGHLIGHTS

- Open-centre hydraulic system: double pump with 58 + 30 l/min flow rate, or triple pump supplying 30 + 58 + 36 l/min, with 88 l/min dedicated to the rear hitch and remotes.
- Rear hitch lifting up to 3400 kg; the Ergonomic Lift System (ELS) ensures ease of use and fast operation.

I grow more than one crop at my farm and I have to carry out a variety of different activities, so I wanted a versatile tractor. With the REX4, I was able to configure the hydraulic circuit just as I wanted it... and I found that it is also very efficient: the fuel saving is significant.

Joseph

A USER-FRIENDLY HITCH MAKES YOUR WORK EASIER

Fingertip controls ergonomically integrated on the SmartPilot Plus joystick and on the right-hand console provide intuitive, user-friendly control of the electronic hitch. In addition, some sensors located on the lower links of the three-point linkage further improve the hitch sensitivity, making implement use easier and increasing efficiency of the tractor-implement combination.

CONVENIENT HITCH AND PTO CONTROLS ON FENDERS

The controls of the electronic hitch and PTO are also located on the rear fenders making it easier to attach implements from the ground.

PRACTICAL QUICK COUPLINGS

The high-quality quick-release couplings, mounted on both the front and rear of the tractor, are easily accessible for convenient and fast operation.



FUNCTIONAL AND POWERFUL REAR HITCH

The Category 2 mechanical or electronic rear hitch offers a maximum lift capacity of 2700 kg. The GT models can be optionally equipped with twin assistor rams to increase lift capacity up to 3400 kg. The rear hitch of the REX4 is controlled via ergonomically arranged, intuitive controls. The Ergonomic Lift System (ELS) allows the operator to raise and lower the implement by the simple click of a button, making headland turns easier and faster. The ELS system reduces operator fatigue and increases productivity.

A PRACTICAL JOYSTICK CONTROLS THE IMPLEMENTS

The mid-mount remotes are controlled by a practical joystick which operates both the front- and mid-mounted implements. On models fitted with the RoboShift transmission, a multi-function joystick controls both the implements and the transmission.

FRONT HITCH AND PTO FOR UNMATCHED VERSATILITY

A front electronic hitch and PTO, fully integrated into the chassis for ultimate strength and compactness, maximise the versatility of the REX4. The Category 1 or Category 2 front hitch is equipped with quick-release couplings and lifts up to 1700 kg. The electro-hydraulically engaged front PTO provides a speed of 1000 rpm.





LANDINI DIGITAL SOLUTIONS HELP YOU CULTIVATE YOUR FUTURE

Technological innovation improves working conditions, increases productivity and protects the environment. Following this philosophy, the Argo Tractors Group has prepared its tractors for the most cutting-edge digital and telematic technologies. This will help farmers manage their machinery fleets and their farms more efficiently and remotely, wherever they are. Landini Digital Solutions offers a range of advanced functionalities:

Telemetry and Remote Diagnostics: Thanks to the Fleet & Remote Diagnostics Management system, telemetry monitors your fleet analysing tractor performance data, while remote diagnostics enables tractor parameters to be monitored and managed from a remote location.

Precision Farming: The Precision Steering Management satellite guidance system improves working accuracy and efficiency; the ISOBUS system allows optimum control of implements, including in automatic mode.

Farm Management: Landini Farm manages prescription maps and simplifies farm management.

Digital Services: The My Landini app provides easy access to the Landini world.

Cloud Data: The Agrirouter cloud platform allows integrated communication among all services.

Landini Digital Solutions give you more performance, more efficiency and more profitability while improving simplicity, safety and comfort.

PRECISE



FLEET & REMOTE DIAGNOSTICS MANAGEMENT: PROFIT ASSURED

Landini, a brand name that stands worldwide for passion and innovation, equips all its tractors with remote management and diagnostic capabilities. The **Landini Fleet & Remote Diagnostics Management** system helps farmers make informed data-driven decisions that will reduce their operating costs while increasing the efficiency and productivity of their farms. The system, which can be easily accessed from a computer or a mobile device, allows farmers to remotely monitor the activity of each tractor and analyse the data of their entire fleet of vehicles. This advanced solution is based upon four key elements:

1. Real-time fleet monitoring
2. Data analysis
3. Scheduled maintenance and remote diagnostics
4. Activity history

Landini is fully committed to addressing the needs of modern agriculture with concrete and effective solutions. The **Landini Fleet & Remote Diagnostics Management** system helps farmers manage their farms more efficiently by favouring the most appropriate choices in order to maintain their tractors in good working order, optimise their work and increase their business profitability.

1 REAL-TIME FLEET MONITORING

The system displays at all times the exact location of each tractor in a fleet and, using the Geofencing technology, notifies whenever a vehicle enters or exits a specified zone. It also measures the efficiency of each tractor by checking parameters like speed, engine hours and RPMs, fuel and AdBlue levels, average consumptions and work progress.

2 DATA ANALYSIS

The data coming from the tractors allow the system to measure the productivity of each vehicle in the fleet and the farm's operating profit. These data are essential to monitor and reduce costs, make predictions, organise work plans and take informed decisions.

3 SCHEDULED MAINTENANCE AND REMOTE DIAGNOSTICS

The tractor fleet is managed in a simple and fast manner. In case of failure, our after-sales service intervenes remotely in real time in order to adopt the most appropriate solutions and to improve the tractor's performance, thereby reducing downtime and extending the equipment's life.

4 ACTIVITY HISTORY

This function delimits the work areas and stores the data of the activities performed. This allows the user to better organise the work, increase efficiency and productivity and maximise profitability.



LANDINI FARM TECHNOLOGY MAKES FARMING MORE PRODUCTIVE

Landini improves the efficiency of your farming operations. But not only this: **Landini Farm** connects your tractor to an intelligent and intuitive farm management system. This brings farmers a number of benefits in terms of time saving, work simplification and enhanced performance.

360-DEGREE MANAGEMENT SOLUTIONS FOR YOUR FARM

Landini Farm supports more than 400 different crops and allows virtually all tasks on the farm to be accomplished, including crop management, tracking and planning of field activities, advice on crop protection and irrigation practices, creation and exchange of prescription maps with monitoring of costs and sustainability, export of documents.

ALWAYS AT YOUR FINGERTIPS

Whether in the field or on the farm, Landini is always at your side, thanks to the **Landini Farm** app for smartphone and tablet. And if you want to run your business from your computer, you may access the web version synchronised with the mobile devices.

CONNECTED TO YOUR LANDINI

By connecting your Landini to the **Landini Farm** app, you can view performance levels and reports on the farming activities carried out in the fields. In addition, you can display prescription maps, A/B lines, boundaries and obstacles.

SIMPLE AND INTUITIVE

Landini Farm is designed to be clear and user-friendly. A support chat answers questions about the use of the app.



PRECISION STEERING MANAGEMENT FOR PRECISION PERFORMANCE

Precision farming has been in existence ever since man started to cultivate land. Today, thanks to technological development, precision farming is carried out with cutting-edge tools that improve efficiency and increase productivity.

Landini uses the innovative **PSM (Precision Steering Management)** system, a set of integrated devices for satellite-assisted guidance that can be managed from the tractor cab via a simple touch screen, on which the tasks to be performed in the field can be easily imported. Thanks to the precise automated steering control, the tractor only deviates 2 cm from the desired route, eliminating overlaps. This helps operators work with more speed and accuracy and reduces operating costs and environmental impact while raising efficiency and productivity in the field.

ISOBUS & ISOBUS GREEN MAKE YOUR WORK SIMPLE AND EFFICIENT

In 2015, Argo Tractors received the AEF ISObus certification. The **ISObus** system is the standard protocol through which the on-board computer communicates with the tractor and implements. The automatic control of **ISObus**-compatible implements allows variable-rate applications to be delivered through prescription maps generated by Landini Farm. All **ISObus**-compatible implements are managed via a DSM 12" touch screen monitor to improve operating efficiency and productivity.

Landini is a leading participant in the innovative **ISObus Green** project. This project allows farmers to retrofit their mechanical implements with the technology so as to connect them to the tractor's **ISObus** system. This solution maximises the efficiency of every implement.

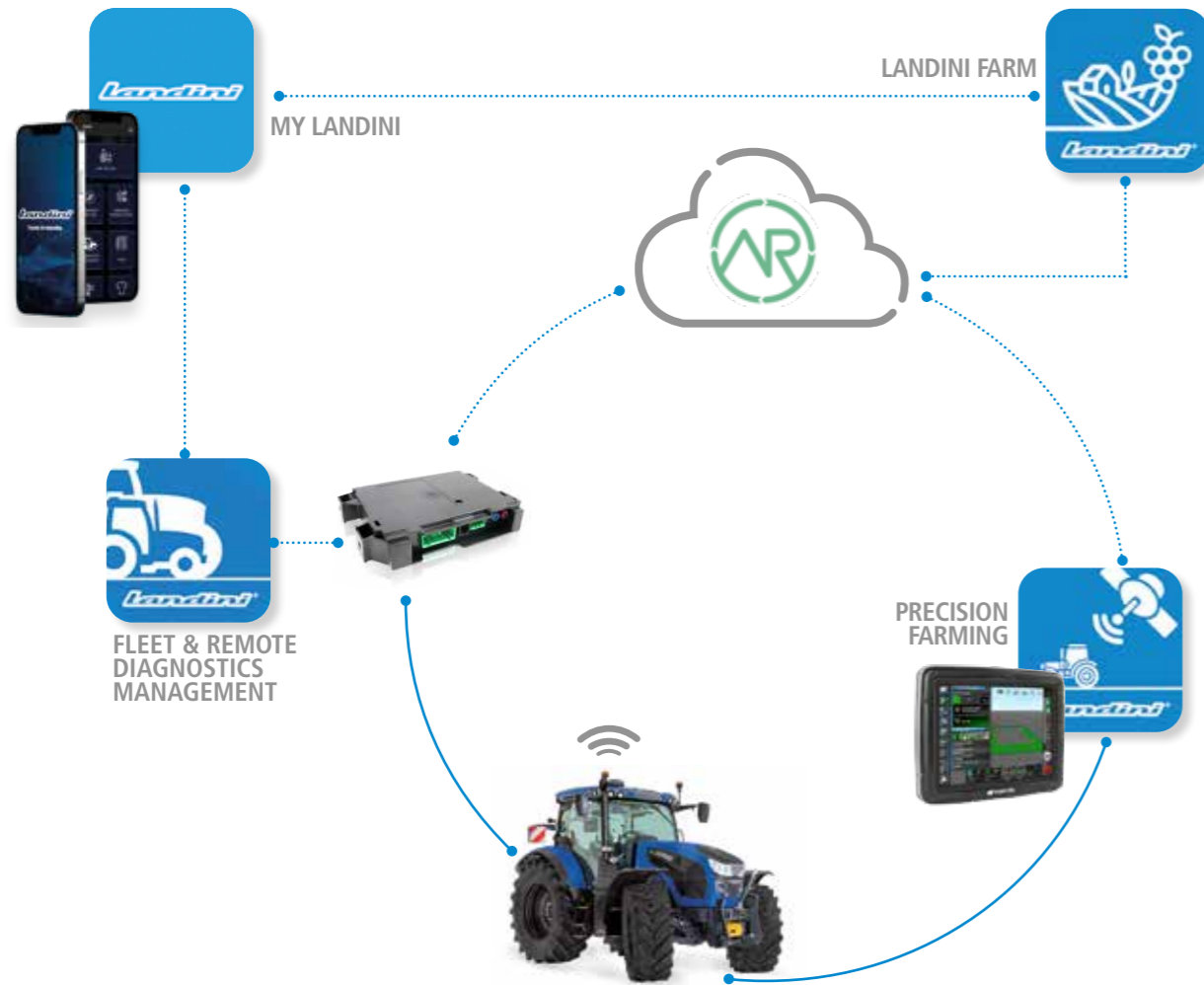
PRECISION STEERING MANAGEMENT & ISOBUS BRING BENEFITS TO THE FIELD

The *Precision Steering Management* and the **ISObus** system are innovative technologies adopted by Landini to increase efficiency and productivity while improving comfort and safety:

- All implement activities are managed with a high level of accuracy, including in automatic mode.
- Difficult manoeuvres are simplified, thereby reducing operator fatigue.
- When the driver must attend to driving and simultaneously control the implements, the PSM satellite-based guidance system will allow them to fully concentrate on the task at hand.
- The satellite guidance system tracks field operations with maximum accuracy. Thanks to the RTK protocols, the automatic steering allows a deviation of only 2 cm

from the set route.

- Reducing the travelled distance in the field reduces tractor and implement wear and tear and saves fuel.
- The use of variable-rate applications based on prescription maps generated by the Landini Farm platform eliminates skips and overlaps, minimizing product waste. Variable-rate technology reduces overuse of water, seed use by 10%, fertilizer use by 16% and herbicide use by up to 60%.
- Chemical residues are also reduced with significant benefits for the environment.
- Reports and pre-setting operations are simpler and can be done autonomously without recourse to skilled personnel.
- The PSM technology integrates seamlessly with the ADS system to precisely execute the planned driving trajectories without requiring additional devices.



ARGO TRACTORS FLEET ROUTER MANAGEMENT SIMPLIFIES YOUR WORK

The new digital technologies have rapidly multiplied the sources and destinations of data. Today, it is paramount for both small farmers and large agricultural businesses to enable different systems to communicate with each other. For this reason, on March 30, 2023, Argo Tractors has become an **Agrirouter** certified partner with the account *Argo Tractors Fleet Router Management*. **Agrirouter** is a universal data exchange cloud platform that allows the interchange of information between machinery, equipment and software of different manufacturers. **Agrirouter** links different sources and platforms, simplifying the operating processes and ensuring data confidentiality. The operator keeps everything under control with a single system. By connecting the tractor to the implements, including those from different manufacturers, and to the Landini Farm platform, a simple and efficient integrated management of both machinery and farm is achieved.



MY LANDINI APP, WELCOME TO LANDINI'S HOME

The intuitive **My Landini** app offers the user a 360-degree immersive experience through our Digital Solutions. The **My Landini** app gives you easy access to all Landini digital services from your smartphone, allowing you to stay connected with the company through news, insights, offers and customised information. With **My Landini** you can:

- Register your Landini tractor fleet and access the scheduled maintenance program.
- Access the Landini Fleet & Remote Diagnostics Management system.
- Access the Landini Farm platform.
- Enter the online shop.
- Stay updated with the very latest news and events from the Landini world.
- Stay informed on promotions and offers of tractors, original spare parts and services.
- Stay updated with new products, promotions and events from the nearest dealer.

Landini is always at your side. With the **My Landini** app you have the whole Landini world at your fingertips, so you stay informed and optimise your work making it more efficient and productive.

MY LANDINI



POWERFUL

A NEW HEART BEATS UNDER THE BONNET OF THE REX4: THE DEUTZ-AG TCD STAGE V ENGINE


The **REX4** is equipped with innovative, new generation Deutz-AG TCD 2.9-litre, 4-cylinder engines with turbo intercooler and common rail electronic injection system that deliver power ratings from 75 to 112 hp and meet Stage V emissions regulations. Designed to deliver their maximum power between 1500 and 2000 rpm, these engines are extremely efficient; they provide more power, reduce fuel consumption and offer a great versatility of use. The fuel tank capacity is 65 or 85 litres, depending on the version. The fuel consumption is reduced to a minimum thanks to the passive regeneration of exhaust emissions and to the Engine Memo Switch, a device allowing the operator to save and recall engine rpm settings for specific tasks.

*The engine of my new **REX4** has proved to be efficient, no doubt about it. It's gutsy, it consumes less and requires little maintenance... so it saves me time... and the Stage V system hidden under the bonnet gives me an unobstructed view during work.*

Leo

STAGE V ENGINE: EMISSIONS UNDER CONTROL

The **REX4** uses a set of innovative technologies to meet Stage V emissions requirements, including a passive-regeneration diesel particulate filter (DPF) and a diesel oxidation catalyst (DOC). Engines over 75 hp are additionally equipped with selective catalytic reduction technology (SCR) and with a 7.5L AdBlue tank. These exhaust gas after-treatment systems fit under the bonnet without requiring any changes to the vehicle's body. This innovative solution allows unobstructed view to the front and sides without compromising on the tractor's compact design.





RELIABILITY

QUICK MAINTENANCE TO GET YOU UP AND RUNNING IN NO TIME

The **REX4** sets a benchmark for reliability and productivity in the tractor industry by offering a variety of solutions designed to simplify and expedite maintenance.

1. Maintenance intervals extended up to 1000 hours of operation.
2. The tilt-up bonnet opens wide and the side panels can be removed to provide easy access to the engine compartment for fast and easy maintenance.
3. A handy toolbox is contained in a compartment in the access ladder.
4. The oil filler cap with the dipstick is positioned in the lower part of the engine, so topping up of engine oil can be done without opening the bonnet.
5. The engine intake filter is conveniently placed to facilitate cleaning and replacement.
6. The coolers, located in front of the radiator, and the laterally-removable dust cover allow easy, fast and accurate cleaning.
7. The battery positive terminal is easily accessible to allow for quick jump starting with jumper cables.
8. Refuelling with AdBlue is quick and easy, thanks to the opening door located on the new bonnet and a special cap that does not need to be removed for refuelling.
9. The air filters, fitted on the side of the cab roof, are easy to access and protected by quick-release grids for fast and easy maintenance.
10. The oil level in the transmission can be conveniently checked through the oil filler cap with dipstick placed on the rear side of the tractor.





LANDINI ORIGINAL SPARE PARTS: THE CORNERSTONE OF YOUR PRODUCTIVITY

Although it works hard, your Landini tractor always looks good as new. With Landini original parts time seems to have stopped. Our original spare parts are an integral part of our scheduled maintenance and extended warranty program. Developed by the same engineers who design and manufacture the Landini tractors, genuine Landini parts are designed and manufactured to the highest quality standards to ensure reliable and safe performance over time.

The strong points of Landini original spare parts are the following:

- > **Fast delivery:** Spare parts are always shipped within 24 hours of order receipt.
- > **Quality:** Each part comes with a 12-month warranty and is marked with a tamper-proof hologram that certifies the product's quality and originality.
- > **Value for Money:** Original Landini parts are reliable and good value: they improve your tractor performance, maintain high productivity levels and preserve your tractor's value.

All Landini spare parts rely on our extensive design and manufacturing expertise. When you choose Landini, you are choosing quality without compromise.



PASSION FOR INNOVATION, SINCE 1884

Giovanni Landini had a dream: to change forever the history of farming by bringing the power of machines to the fields. He pursued this goal with great determination and in 1884 he finally realised his dream by setting up his own factory named Officine Landini. Landini's long history is marked by continued innovation in design and production processes and by a strong commitment to customers.

In 1994, Landini was acquired by the Argo Industrial Group. The acquisition enabled the company to expand its international presence by creating a worldwide network of subsidiaries and distributors. Giovanni Landini's dream was to make farm work less arduous and more productive. That dream is still alive today, where our quality of life greatly depends on the quality of our agricultural products.

	REX 4-080 F-S-V-GT	REX 4-090 F-S-V-GT	REX 4-100 F-S-V-GT	REX 4-110 F-S-V-GT	REX 4-120 F-S-V-GT
ENGINE					
Manufacturer	Deutz AG				
Model	TCD 2.9 L4 HT	TCD 2.9 L4 HP			
Rated power (ISO)	hp/kW 75 / 55	79 / 58	86 / 63	95 / 70	105 / 77
Max power (ISO)	hp/kW 75 / 55	90 / 66	95 / 70	102 / 75	112 / 82
Rated engine speed	rpm 2200				
Max power engine speed	rpm 1500	1700	1700	1800	2000
Max torque	Nm 375	378	400	410	420
Max torque engine speed	rpm 1600				
Torque backup	% 56.0	50.0	46.3	34.9	25.7
Displacement	cm ³ 2900				
Cylinders / Valves	4 TA / 8				
Emissions category	Stage V / Tier IV				
After-treatment system	EGR + DOC + DPF	EGR + DOC + DPF + SCR			
Air filter system	Power Core				
Air intake system	turbo aftercooled				
Fuel injection system	electronically-controlled high-pressure common rail				
Maintenance interval	1000 hours				
Cooling system	liquid				
Fan type	○ viscostatic				
Engine Memo Switch	●				
CAPACITIES					
Fuel tank	l	80 (F) / 60 (S-V) / 85 (GT)			
AdBlue / DEF tank	l	~	7.5		
Coolant tank	l	5			
TRANSMISSION					
Type	● Speed Four - ○ Power Four (Hi-Lo) / RoboShift (HML)				
No. of gears FWD+REV	○ 16+16 creeper / 32+32 Hi-Lo+creeper / 48+16 HML+creeper				
Minimum speed	m/h	300 (F) / 280 (S-V) / 340 (GT)			
ECO engine speed at 40 km/h	rpm	○ 1750 (w/Hi-Lo/HML)			
Transmission control	● manual (Speed Four / Power Four) ○ robotised with multifunction joystick (RoboShift)				
Reverse shuttle	● mechanical synchro shuttle - ○ electrohydraulic RPS with modulation control				
FRONT AND REAR AXLES					
Front axle	● rigid - ○ suspended (F-S-GT)				
Traction	4WD with electrohydraulic engagement				
Front differential lock	● limited slip (F-S-GT with rigid front axle) / Hydralock (V) - ○ Hydralock (axle rigid / suspended)				
REAR PTO					
Type	● servoassisted clutch - ○ electrohydraulic multidisc clutch (with RPS)				
Speeds	rpm	● 540-540E - ○ 540-1000 / 540-540E-1000-1000E / ground speed PTO			
Engine speeds at rated PTO speeds	rpm	1944 (540) / 1628 (540E) / 1917 (1000) / 1621 (1000E)			
Rotation - spline shaft type	clockwise (viewed from tractor rear) - 1-3/8" PTO shaft with 6 splines				
Auto PTO	○ with electronic rear hitch				
BRAKING SYSTEM					
Front braking system	- (V) ○ wet multidisc brakes (with Hydralock front axle)				
Rear braking system	wet multidisc brakes				
Parking brake	mechanical				
Trailer braking system	○ hydraulic brake as per MR & EEC directives / hydraulic brake as per CUNA regulations				
HYDRAULIC SYSTEM					
Circuit type - pump type	● open-centre - dual pump - ○ open-centre - triple pump				
Flow rate hitch & remotes + steering	l/min	● 58+30 - ○ 30+58+36 (88 available for front and rear hitch & remotes)			
Rear remote valves	● 2 mechanical - ○ 3 mechanical / 3 mechanical + 1 electrohydraulic / 4 electrohydraulic				
Mid-mounted remote valves	○ 1 electrohydraulic / 3 electrohydraulic				
Front quick couplings	○ 2 + 1 free flow return / 4 + 2 free flow return / 6 + 2 free flow return / 8 + 2 free flow return				
Free flow oil return	●				
Flow diverter w/flow selector	○ 2 / 3 sections				
Hydraulic oil take-out capacity	l	● 25 - ○ 30 (with RPS)			

REAR HYDRAULIC HITCH	
Type	● mechanical with position/draft/mixed control ○ electronic with position/draft/mixed control
Category - coupler type	● Cat. 2 - fixed ball ends - ○ Cat. 2 - quick hooks w/mechanical or hydraulic top link
ELS-Ergonomic Lift System	● for mechanical rear hitch
Max lift capacity at hitch points	kg ● 2700 - ○ 3400 (GT with assistor rams)
FRONT HYDRAULIC HITCH	
Type	○ electrohydraulic
Category - coupler type	Cat.1/2/2N - quick hooks
Max lift capacity at hitch points	kg 1700 (F-S-GT) / 1400 (V)
FRONT PTO	
Type	- (V) ○ electrohydraulic multidisc with modulated engagement (F-S-GT)
Speeds	rpm 1000
Engine speeds at rated PTO speeds	rpm 1800
Rotation - spline shaft type	counter-clockwise (viewed from tractor front) - 1-3/8" PTO shaft with 6 splines
CAB AND DRIVING POSITION	
Cab type	○ high-visibility 4-post monocoque cab w/flat floor and opening front and rear windows
Cab suspension	● suspended on Hydro silent blocks - ○ mechanical suspension with shock absorbers (F-GT)
In-cab noise level	dB(A) 73
Cab air filter - filtration category	● dust filter - Cat.2 - ○ active carbon filter - Cat.4
Air conditioning	● manual A/C - ○ automatic A/C w/Cat. 4 filtration
Radio system	● radio ready - ○ DAB radio and sound system
Lights	● halogen driving and working lights - ○ LED driving and working lights
Beacon light	○ halogen / LED
ON-BOARD TECHNOLOGY	
Rear ISOBUS	○ rear ISOBUS socket
Landini Fleet Management - ready	●
Fleet & Remote Diagnostics Management and Landini Farm Pro Pack	on selected markets ● 1 year - ○ 3 years - ○ 5 years
WEIGHTS AND DIMENSIONS	
Wheelbase	mm 2140 (F-S-GT) / 2190 (V)
Height from top of cab to rear axle centre	mm 1875 (Cat.2) / 1930 (Cat.4)
Height from top of bonnet to rear axle centre	mm 825 (885 at bonnet top point)
Min-max overall width	mm 1330-1770 (F) / 1330-1770 (S) / 1000-1680 (V) / 1500-1950 (GT)
Min rear tyres - Index Radius (IR)	mm 380/70R24 - 575 (F-S) / 360/70R20 - 500 (V) / 420/70R24 - 600 (GT)
Max rear tyres - Index Radius (IR)	mm 420/70R28 - 650 (F-S) / 360/70R28 - 600 (V) / 420/70R30-480/70R28 - 675 (GT)
Shipping weight	kg 2900 - 3250 (GT)
Gross vehicle weight	kg 5250
Mounting frame for front- and mid-mount implements	● chassis with integrated mounting frame for front- and mid-mount implements ○ supports for mid-mount implements
Front weights support	built-in
Front weights	kg ○ 6x28 / 8x28 / 4x42 / 8x42 (F-S) - ○ 6x36 / 8x36 (GT) - ○ 6x28 (V)
Rear weights	kg ○ 2x45 (1 x wheel) / 4x45 (2 x wheel)

Key: ● standard ○ option ~ not available

	REX 4-080 F-GE-GB-GT	REX 4-090 F-GE-GB-GT	REX 4-100 F-GE-GB-GT	REX 4-110 F-GE-GB-GT	REX 4-120 F-GE-GB-GT
ENGINE					
Manufacturer	Deutz AG				
Model	TCD 2.9 L4 HT	TCD 2.9 L4 HP			
Rated power (ISO)	hp/kW 75 / 55	79 / 58	86 / 63	95 / 70	105 / 77
Max power (ISO)	hp/kW 75 / 55	90 / 66	95 / 70	102 / 75	112 / 82
Rated engine speed	rpm 2200				
Max power engine speed	rpm 1500	1700	1700	1800	2000
Max torque	Nm 375	378	400	410	420
Max torque engine speed	rpm 1600				
Torque backup	% 56.0	50.0	46.3	34.9	25.7
Displacement	cm ³ 2900				
Cylinders / Valves	4 TA / 8				
Emissions category	Stage V / Tier IV				
After-treatment system	EGR + DOC + DPF	EGR + DOC + DPF + SCR			
Air filter system	Power Core				
Air intake system	turbo aftercooled				
Fuel injection system	electronically-controlled high-pressure common rail				
Maintenance interval	1000 hours				
Cooling system	liquid				
Fan type	○ viscostatic				
Engine Memo Switch	●				
CAPACITIES					
Fuel tank	l	65 (F-GE-GB) / 70 (GT)			
AdBlue / DEF tank	l	~	7.5		
Coolant tank	l	5			
TRANSMISSION					
Type	● Speed Four - ○ Power Four (Hi-Lo) / T-Tronic (HML)				
No. of gears FWD+REV	● 12+12 - ○ 16+16 creeper / 24+24 Hi-Lo / 32+32 Hi-Lo+creeper / 36+12 HML / 48+16 HML+creeper				
Minimum speed	m/h	300 (F) / 280 (GE-GB) / 340 (GT)			
ECO engine speed at 40 km/h	rpm	○ 1750 (w/Hi-Lo/HML)			
Transmission control	manual				
Reverse shuttle	● mechanical synchro shuttle - ○ electrohydraulic RPS with modulation control				
FRONT AND REAR AXLES					
Front axle	● rigid - ○ suspended (F-GT)				
Traction	4WD with electrohydraulic engagement				
Front differential lock	● limited slip (rigid) - ○ Hydralock (rigid / suspended)				
REAR PTO					
Type	● servoassisted clutch - ○ electrohydraulic multidisc clutch (w/RPS)				
Speeds	rpm	● 540-540E - ○ 540-1000 / 540-540E-1000-1000E / ground speed PTO			
Engine speeds at rated PTO speeds	rpm	1944 (540) / 1628 (540E) / 1917 (1000) / 1621 (1000E)			
Rotation - spline shaft type	clockwise (viewed from tractor rear) - 1-3/8" PTO shaft with 6 splines				
Auto PTO	○ w/electronic rear hitch				
BRAKING SYSTEM					
Front braking system	○ wet multidisc brakes (w/Hydralock front axle)				
Rear braking system	l/min	wet multidisc brakes			
Parking brake	mechanical				
Trailer braking system	○ hydraulic brake as per MR & EEC directives / hydraulic brake as per CUNA regulations				
HYDRAULIC SYSTEM					
Circuit type - pump type	● open-centre - dual pump - ○ open-centre - triple pump w/total flow availability for hitch and remotes				
Flow rate hitch & remotes + steering	l/min	● 58+30 - ○ 30+58+36 (88 available for front and rear hitch & remotes)			
Rear remote valves	● 2 mechanical - ○ 3 mechanical / 3 mechanical + 1 electrohydraulic / 4 electrohydraulic				
Mid-mounted remote valves	○ 1 electrohydraulic / 3 electrohydraulic				
Front quick couplings	○ 2 + 1 free flow return / 4 + 1 free flow return				
Free flow return	●				

Flow diverter w/flow selector	○ 2/3 sections	
Hydraulic oil take-out capacity	l	● 25 - ○ 30 (w/RPS)
REAR HYDRAULIC HITCH		
Type	● mechanical with position/draft/mixed control ○ electronic with position/draft/mixed control	
Category - coupler type	● Cat. 2 - fixed ball ends - ○ Cat. 2 - quick hooks w/mechanical or hydraulic top link	
ELS Ergonomic Lift System	○ for mechanical rear hitch	
Max lift capacity at hitch points	kg	● 2700 - ○ 3400 (GT w/assistor rams)
FRONT HYDRAULIC HITCH		
Type	○ electrohydraulic (F-GE-GT)	
Category - coupler type	Cat. 1/2/2N - quick hooks	
Max lift capacity at hitch points	kg	1700
FRONT PTO		
Type	○ electrohydraulic multidisc with modulated engagement (F-GE-GT)	
Speeds	rpm	1000
Engine speeds at rated PTO speeds	rpm	1800
Rotation - spline shaft type	counter-clockwise (viewed from tractor front) - 1-3/8" PTO shaft with 6 splines	
CAB AND DRIVING POSITION		
Cab type	○ low-profile 6-post cab with 228mm high central tunnel and opening rear window	
Cab suspension	suspended on Hydro silent blocks	
Cab air filter - filtration category	● dust filter - Cat.2 - ○ active carbon filter - Cat.4	
Air conditioning	● manual A/C - ○ automatic A/C w/Cat. 4 filtration	
Radio system	○ radio ready / DAB radio and sound system	
Platform type	● ROPS w/228mm high central tunnel	
Platform suspension	suspended on silent blocks	
Lights	● halogen driving and working lights - ○ LED driving and working lights	
Beacon light	○ halogen / LED	
ON-BOARD TECHNOLOGY		
Front / rear ISOBUS	mm	○ front and rear ISOBUS socket
Landini Fleet Management - ready	●	
Fleet & Remote Diagnostics Management and Landini Farm Pro Pack	on selected markets ● 1 year - ○ 3 years - ○ 5 years	
WEIGHTS AND DIMENSIONS		
Wheelbase	mm	2140
Height from top of ROPS to rear axle centre	mm	1710
Height from top of cab to rear axle centre	mm	1500
Height from top of bonnet to rear axle centre	mm	825 (885 at bonnet top point)
Min-max overall width	mm	1340-1690 (F) / 1415-1530 (GE) / 1400-1510 (GB) / 1510-2100 (GT)
Min rear tyres - Index Radius (IR)	mm	380/70R24 - 575 (F) / 360/70R24 - 525 (GE) / 360/70R20 - 500 (GB) / 420/70R24 - 600 (GT)
Max rear tyres - Index Radius (IR)	mm	420/70R28 - 650 (F) / 360/70R24 - 550 (GE) / 360/70R20 - 500 (GB) 420/70R30-480/70R28 - 675 (GT)
Shipping weight	kg	2800
Gross vehicle weight	kg	5250
Mounting frame for front- and mid-mount implements	● chassis with integrated mounting frame for front- and mid-mount implements ○ supports for mid-mount implements	
Front weights support	built-in	
Front weights	kg	○ 6x28 / 8x28 / 4x42 / 8x42 (F-GE-GB) - ○ 6x36 / 8x36 (GT)
Rear weights	kg	○ 2x45 (1 x wheel) / 4x45 (2 x wheel)

Key: ● standard ○ option ~ not available



Landini®

Passion for Innovation.

