

DIGITAL SOLUTIONS

**How to RENEW the Digital
Solutions Licenses: Landini
Fleet & Remote Diagnostics
Management and Landini
Farm PRO PACK**

For Landini Customers

v.2.0

2/2025

Landini[®]

Passion for Innovation.

Index

RENEWAL PROCESS OF DIGITAL SOLUTIONS	2
When to renew the Digital Solutions licences.....	2
How to know the expiration date of the Digital Solutions licences	3
How to renew the Digital Solutions licences	5
Activate the renewed Digital Solutions licences	8
How to buy new Digital Solutions licences after the expiration	11

RENEWAL PROCESS OF DIGITAL SOLUTIONS

For customers owning tractors equipped with:

- Landini Fleet & Remote Diagnostics Management and Landini Farm Pro Pack
Or
- Landini Fleet Management

The expiration date is determined by the activation date and the duration of the licences. For example, if your tractor is equipped with *Landini Fleet & Remote Diagnostics Management and Landini Farm Pro Pack – 3 years* and you activated them on 01/09/2024, the expiration date is 01/09/2027.

The licences for Landini Fleet & Remote Diagnostics Management and Landini Farm Pro Pack can have the following length:

- 1 year
- 3 years
- 5 years

It is important to keep your licences active in order not to lose your data.

When your licences expire, all data will be deleted.

If you have not renewed within 30 days from expiration date, you will have to purchase a new licence.

When to renew the Digital Solutions licences


You can renew your Landini Digital Solutions licences starting from 6 months before the expiration date and up to 30 days after the expiration date.

How to know the expiration date of the Digital Solutions licences

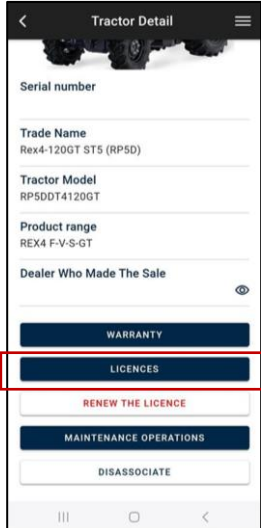
It is possible to check the expiration date of a licence from My Landini App:

Go to My Tractors section.

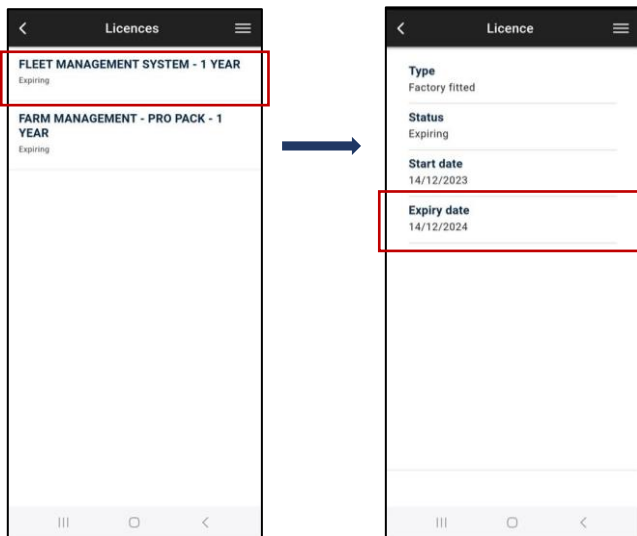
Click on your tractor.



Click on LICENCES.



Click on the Landini Fleet Management licence or on the Landini Farm licence to view the expiration date.



Note. *If your tractor is equipped with both Landini Fleet & Remote Diagnostics Management and Landini Farm Pro Pack but the two licences have different expiration dates, the system will consider the earlier date as the expiration date for both licences.*

A proactive notification system keeps you updated with reminders:

- Before the expiration date
- On the expiration date
- Within 30 days after the expiration date

How to renew the Digital Solutions licences


Before the expiration date, you will receive emails to inform you about the expiration. You will find there a personalized link to access your dedicated renewal options. Click on the link to renew the licences.

Alternatively, you can proceed with renewal following this process:


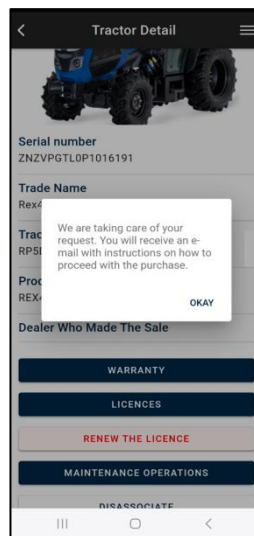
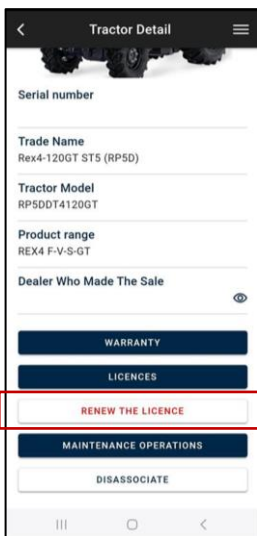
Open and login to My Landini app.

Go to MY TRACTORS section.

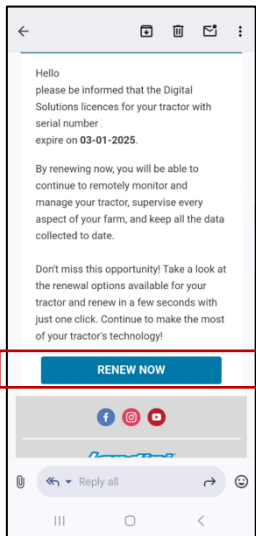
Select your tractor.



Click on the "RENEW THE LICENCE" button.



You will receive an email from no-reply@digitalsolutions.argottractors.com.
Click on RENEW NOW.



You will access a page with your dedicated renewal options.

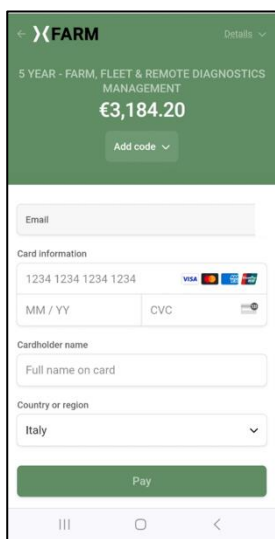


Select the renewal option that best suits your needs.

By clicking on the desired renewal option, you will be directed to the login page. Log in using your My Landini credentials.



Complete the payment (*The entire purchasing process, payment and invoicing, is handled directly by xFARM TECHNOLOGIES ITALIA S.R.L.*)



After a few minutes, your licences will be available in the MY TRACTORS section of the My Landini app to be activated (for activation, see paragraph [Activate the renewed licences of the Digital Solutions](#)).

In the case of renewal by the expiry date, the start date of the renewed licences will be the day after the Expiration date of the expired licences.


In the case of renewal within 30 days after the expiry date, the start date of the renewed licences will be the day of renewal.

Activate the renewed Digital Solutions licences

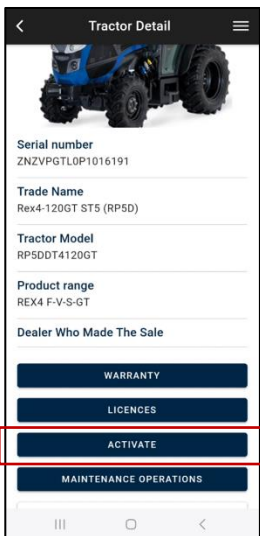
Open and login to My Landini app.

Go to MY TRACTORS section.

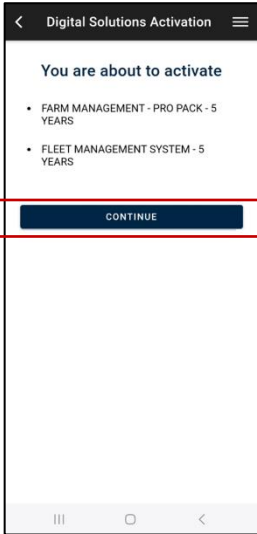
Select your tractor.



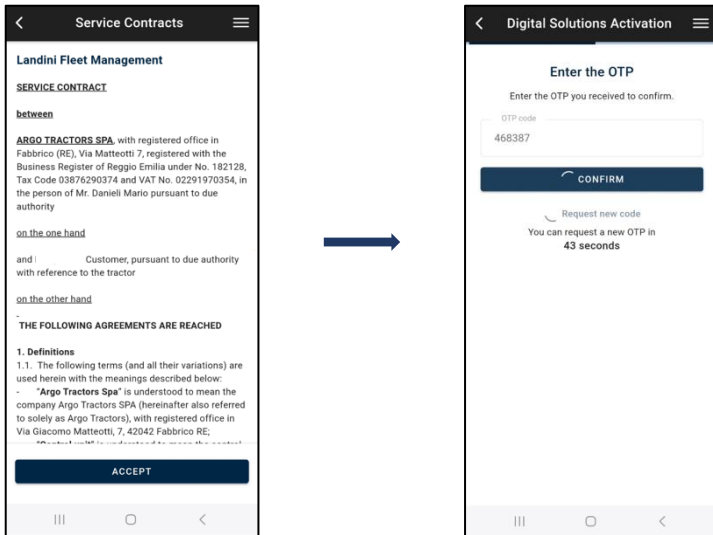
Click on ACTIVATE.




Click on CONTINUE.



Digitally sign the contracts using the OTP received by text message.



You will receive a copy of the contracts by email.



Note. If you do not have a My Landini account or you did not perform the onboarding of Fleet Management, vehicle and Farm during the first activation, refer to ***How to Activate the Digital Solutions Licences: Landini Fleet & Remote Diagnostics Management and Landini Farm PRO PACK*** guidelines ([link](#)) to know how to do it.

How to buy new Digital Solutions licences after the expiration


You can renew your Landini Digital Solutions licences up to 30 days after the expiration date.

If more than 30 days have passed since the expiration date, you can purchase new licences through the My Landini app.


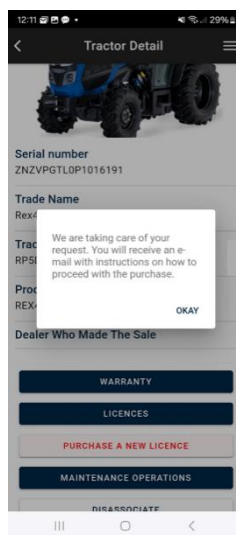
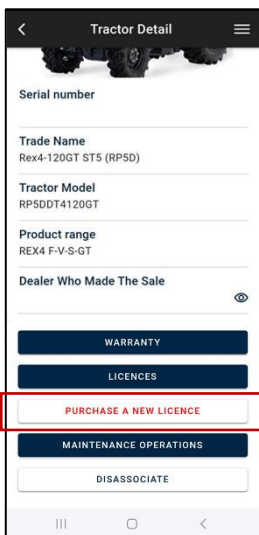
Open and login to My Landini app.

Go to MY TRACTORS section.

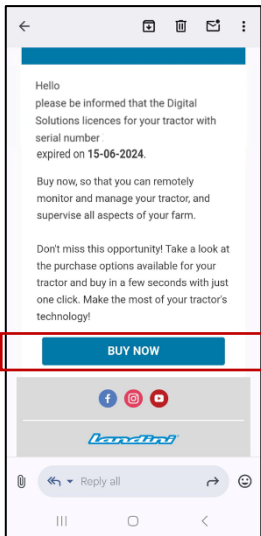
Select your tractor.



Click on the "PURCHASE THE LICENCE" button.



You will receive an email from no-reply@digitalsolutions.argottractors.com.
Click on BUY NOW.



You will access a page with your dedicated renewal options.

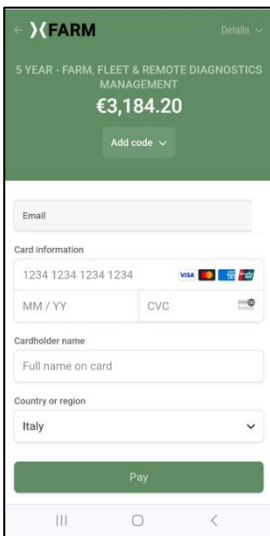


Select the renewal option that best suits your needs.

By clicking on the desired purchase option, you will be directed to the login page.
Log in using your My Landini credentials.



Complete the payment (*The entire purchasing process, payment and invoicing, is handled directly by xFARM TECHNOLOGIES ITALIA S.R.L.*).



After a few minutes, your licences will be available in the MY TRACTORS section of the My Landini app to be activated (for activation, see paragraph [Activate the renewed licences of the Digital Solutions](#)).

The start date of the purchased licences corresponds to the day of the purchasing of the licences.

If you need any support during the process, contact your local dealer.

For enquiries about My Landini and the activation, renewal or purchase process write an email to:

app.support@argotractors.com

For enquiries about Landini Fleet Management write an email to:

atfleetmanager@argotractors.com

For enquiries about Landini Farm connect to Landini Farm app and use the chat.